

---

# Nashua School District Special Education Financial Presentation



Dr. Mario Andrade, Superintendent of Schools  
Krystal De Gray, MBA Chief Operating Officer  
September 9, 2025



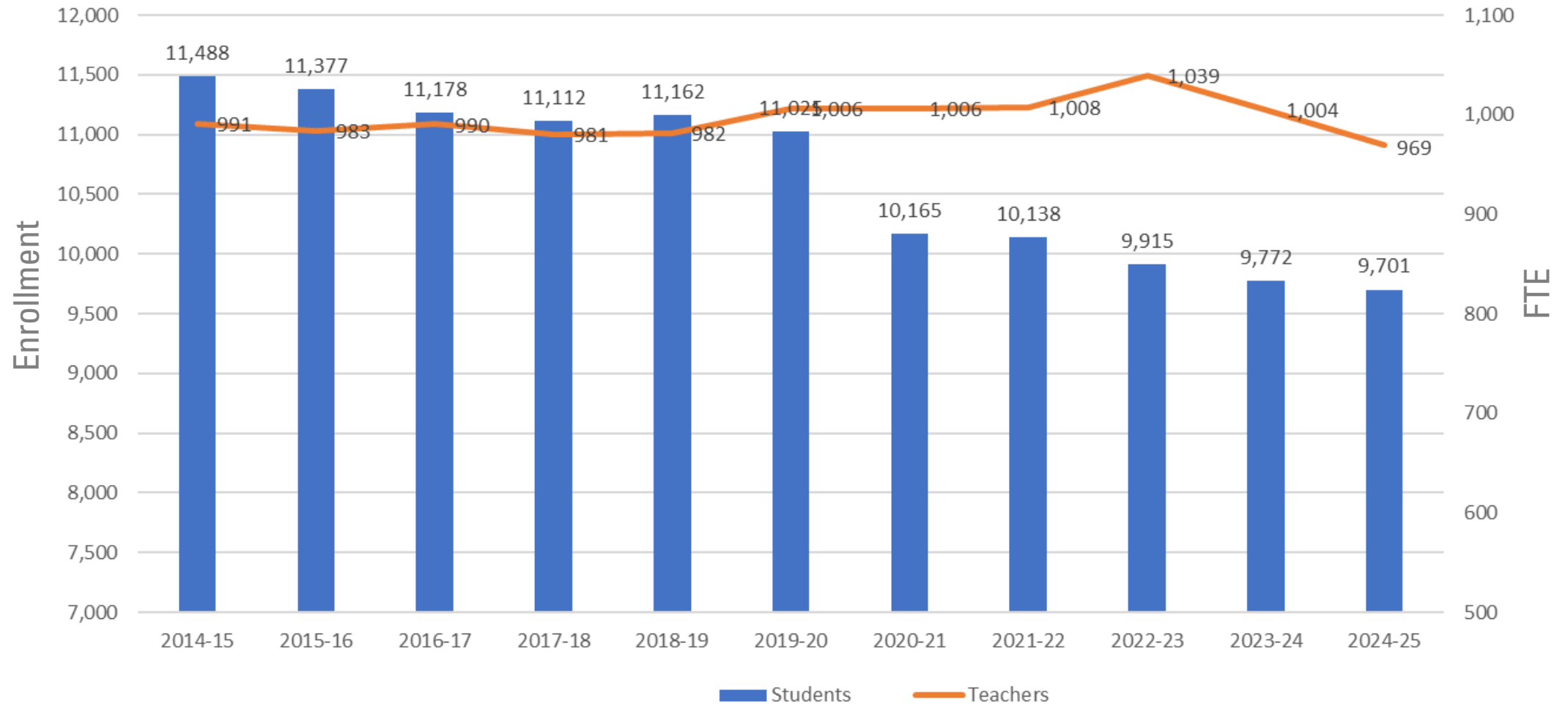
---

# EXECUTIVE SUMMARY

- Contract service expense have dramatically increased in the past four years
    - FY22: \$33,000
    - FY26: \$4,000,000
      - Non ESSER/Non-IDEA
  - What is causing this?
    - Changing Student Demographics: Decreasing enrollment with an increasing proportion of special education students
    - Prior to COVID there was less difficulty hiring the positions needed to service these students, those students then need to have their services met with contractors
    - ESSER funds are gone now which has masked this issue as the need for contractors has increased. The below amounts were used for contracted services:
      - ESSER I (Sept 2022): ~\$500k
      - ESSER II (Sept 2023): ~\$2.3M
      - ESSER III (Sept 2024 (~~Sept 2025~~)): ~\$2M
  - The City of Nashua has received increased revenue in the form of student tuition and state adequacy aid which has helped with these large financial impacts
    - FY22: \$44.4M Total Intergovernmental Revenue, \$40.3M from Adequacy Aid (90.8% of Total Intergovernmental Revenue)
    - FY26: *Estimated* \$66.5M Total Intergovernmental Revenue, \$64.6M from Adequacy Aid (97.1% of Total Intergovernmental Revenue)
  - The NSD budget process going forward in FY27 and beyond needs to reflect increased expenses and unpredictable revenue streams
  - The school district and city need to prepare for budgetary constraints pertaining to increased costs in contract services and out of district tuition
  - State, Federal, Student Activity, and Food Service Audits are all on track
-

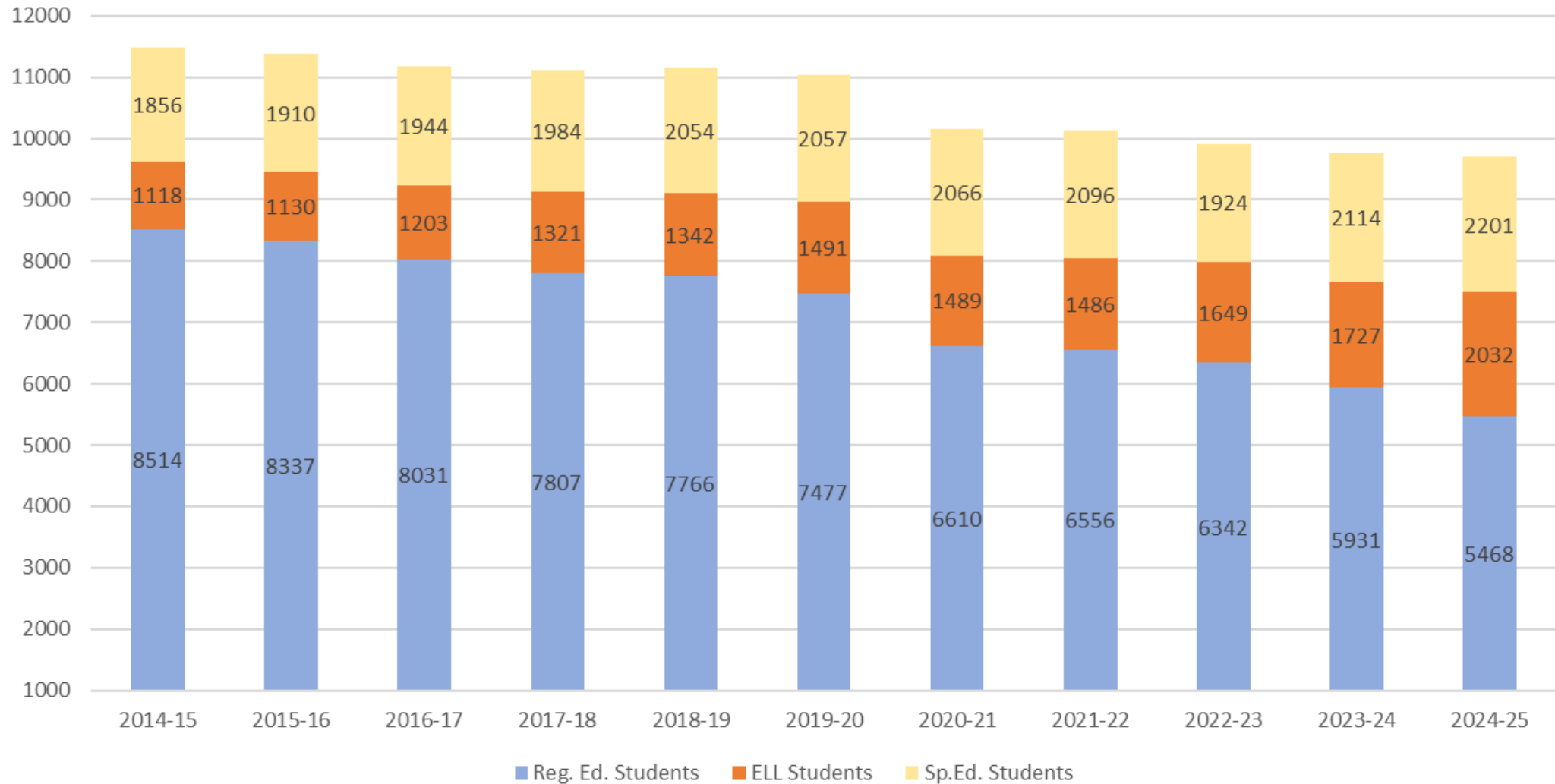
---

# STUDENT ENROLLMENT & TEACHER FTE'S



---

# STUDENT ENROLLMENT DISTRIBUTION



# SPECIAL EDUCATION OOD STUDENT ENROLLMENT

---

- 21/22- 108 Students
- 22/23- 100 students
- 23/24- 124 students
- 24/25- 129 students
- 25/26 – 90 students



# SPECIAL EDUCATION COST FUNDING SOURCES

---

- Operating Budget
- IDEA Grants
  - An "IDEA grant" refers to funding distributed to states and local educational agencies (LEAs) under the federal Individuals with Disabilities Education Act (IDEA), which authorizes programs to provide special education and related services to children with disabilities. These grants ensure eligible children receive a free appropriate public education (FAPE), with funds supporting services for infants, toddlers, preschool, and school-aged children. States and LEAs must meet specific conditions to receive and use these grants, including providing specially designed instruction at no cost to parents.
- Special Revenue
- State Revenue



# SPECIAL EDUCATION COST: CONTRACT SERVICES

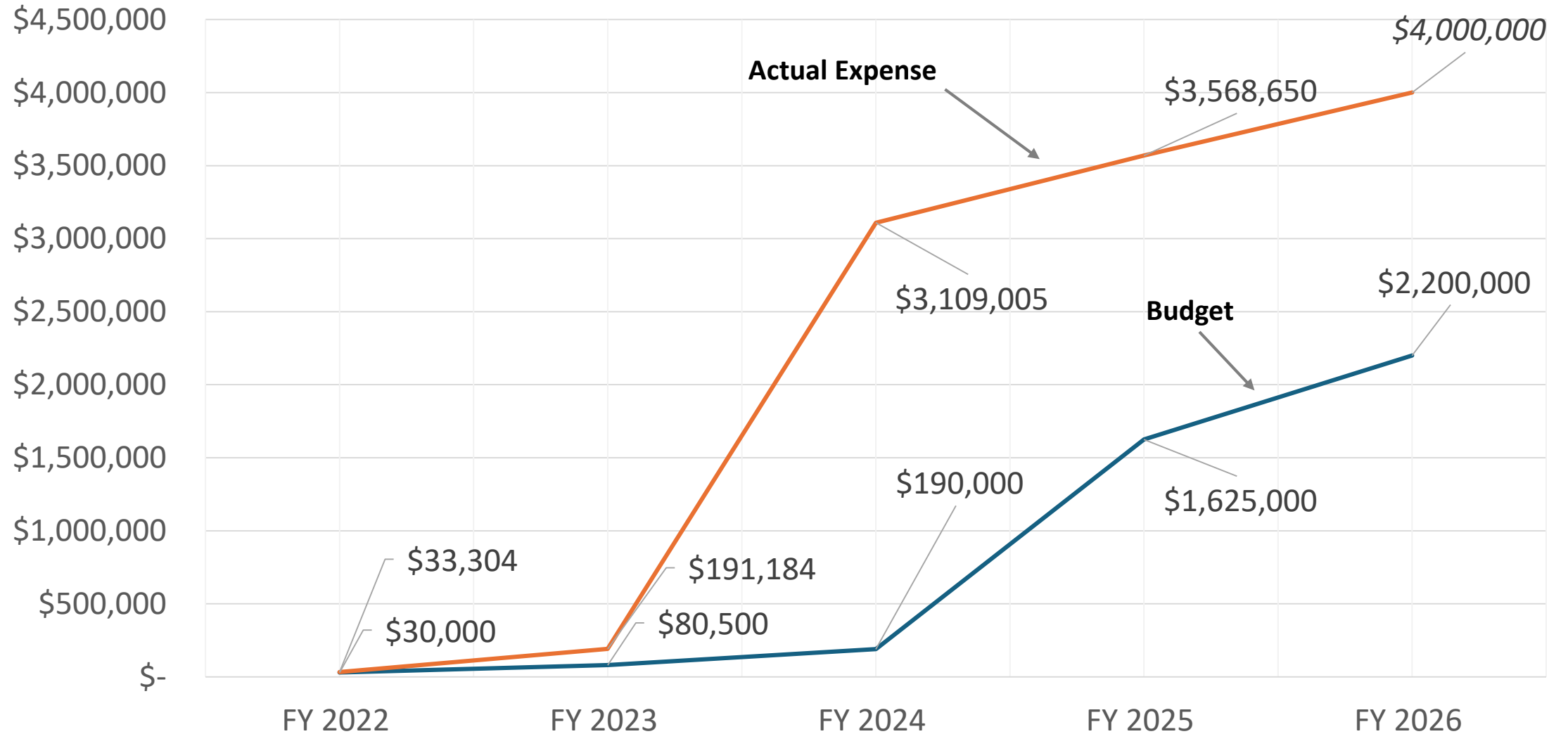
Fiscal Year and Account	Original Budget	End of Year Expenditure*	Amount Over Budget
FY 2022 Operating Budget	\$-	\$33,304.49	\$33,304.49
FY 2022 Special Revenue	\$30,000.00	\$-	(\$30,000.00)
<b>FY 2022 Grand Total</b>	<b>\$30,000.00</b>	<b>\$33,304.49</b>	<b>\$3,304.49</b>
FY 2023 Operating Budget	\$35,000.00	\$148,435.00	\$113,435.00
FY 2023 Special Revenue	\$45,500.00	\$42,748.55	(\$2,751.45)
<b>FY 2023 Grand Total</b>	<b>\$80,500.00</b>	<b>\$191,183.55</b>	<b>\$110,683.55</b>
FY 2024 Operating Budget	\$40,000.00	\$2,823,569.02	\$2,783,569.02
FY 2024 Special Revenue	\$150,000.00	\$285,436.36	\$135,436.36
<b>FY 2024 Grand Total</b>	<b>\$190,000.00</b>	<b>\$3,109,005.38</b>	<b>\$2,919,005.38</b>
FY 2025 Operating Budget	\$1,500,000.00	\$3,098,739.84	\$1,598,739.84
FY 2025 Special Revenue	\$125,000.00	\$469,910.17	\$344,910.17
<b>FY 2025 Grand Total</b>	<b>\$1,625,000.00</b>	<b>\$3,568,650.01</b>	<b>\$1,943,650.01</b>
FY 2026 Operating Budget	\$1,700,000.00	TBD	\$1,700,000.00
FY 2026 Special Revenue	\$500,000.00	TBD	\$500,000.00
<b>FY 2026 Grand Total</b>	<b>\$2,200,000.00</b>	<b>\$4,000,000.00**</b>	<b>\$2,200,000.00</b>

\*\*Current contract expenses to date for FY26

- Non ESSER/Non-IDEA

All data was pulled as of 9-9-2025

# SPECIAL EDUCATION COST: CONTRACT SERVICES

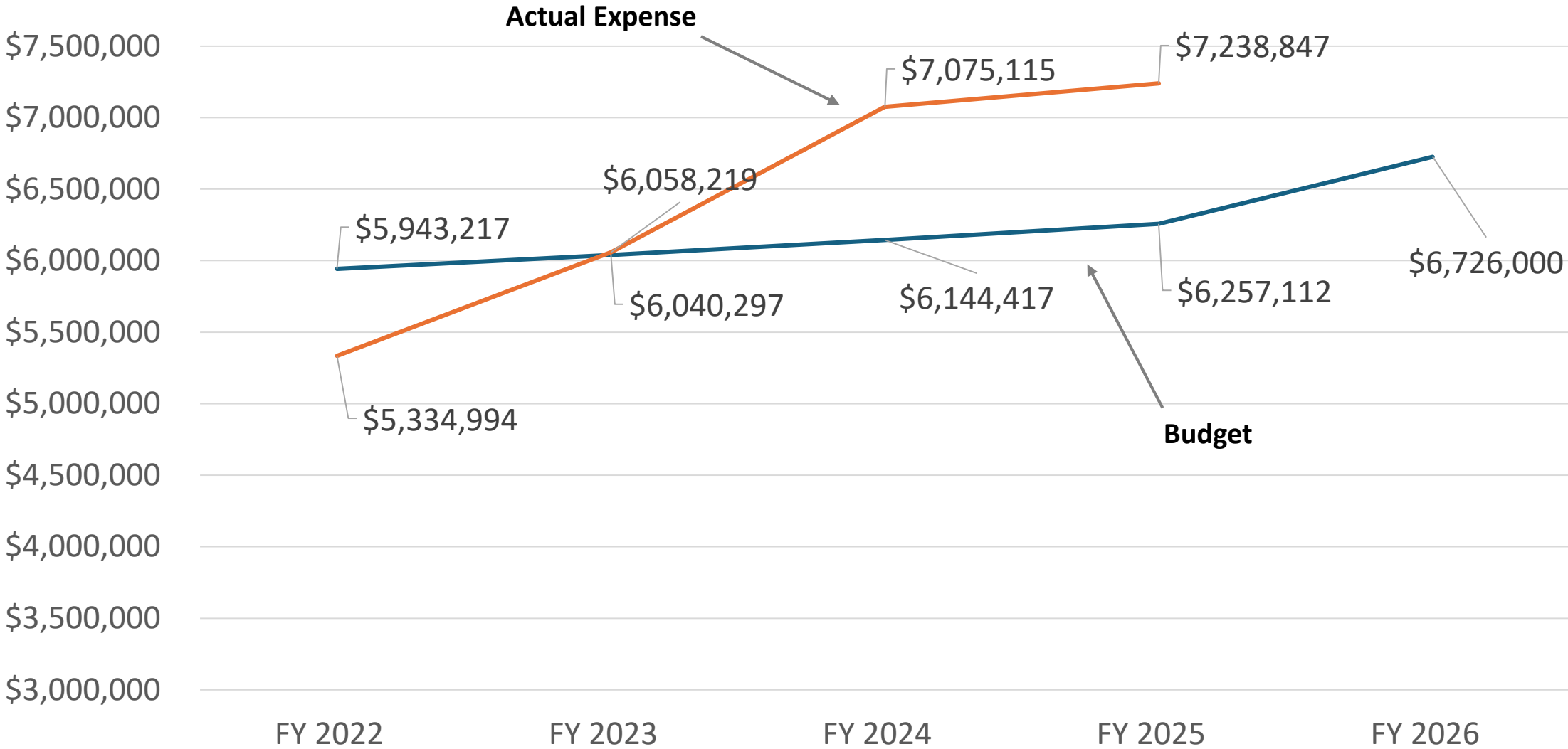


# SPECIAL EDUCATION COST: OUT OF DISTRICT TUITION

Fiscal Year and Account	Original Budget	End of Year Expenditure	Amount Over Budget
FY 2022 Operating Budget	\$5,794,417.00	\$5,334,994.30	(\$459,422.70)
FY 2022 Special Revenue	\$148,800.00	\$-	
<b>FY 2022 Grand Total</b>	<b>\$5,943,217.00</b>	<b>\$5,334,994.30</b>	<b>(\$608,222.70)</b>
FY 2023 Operating Budget	\$5,894,417.00	\$6,058,218.96	\$163,801.96
FY 2023 Special Revenue	\$145,880.00	\$-	
<b>FY 2023 Grand Total</b>	<b>\$6,040,297.00</b>	<b>\$6,058,218.96</b>	<b>\$17,921.96</b>
FY 2024 Operating Budget	\$5,894,417.00	\$6,926,056.49	\$1,031,639.49
FY 2024 Special Revenue	\$250,000.00	\$149,058.52	(\$100,941.48)
<b>FY 2024 Grand Total</b>	<b>\$6,144,417.00</b>	<b>\$7,075,115.01</b>	<b>\$930,698.01</b>
FY 2025 Operating Budget	\$6,000,000.00	\$7,015,089.00	\$1,015,089.00
FY 2025 Special Revenue	\$257,112.00	\$223,757.86	(\$33,354.14)
<b>FY 2025 Grand Total</b>	<b>\$6,257,112.00</b>	<b>\$7,238,846.86</b>	<b>\$981,734.86</b>
FY 2026 Operating Budget	\$6,200,000.00	\$1,676,685.06 (Year to Date)	
FY 2026 Special Revenue	\$526,000.00	\$-	
<b>FY 2026 Grand Total</b>	<b>\$6,726,000.00</b>	<b>\$1,676,685.06 (Year to Date)</b>	

All data was pulled as of 9-9-2025

# SPECIAL EDUCATION COST: OUT OF DISTRICT TUITION



All data was pulled as of 9-9-2025

# SPECIAL EDUCATION TUITION REVENUE

Fiscal Year	Tuition Budget	Tuition Actual	Difference
FY 2022	\$ 200,000.00	\$ 403,279.04	\$ 203,279.04
FY 2023	\$ 200,000.00	\$ 652,054.51	\$ 452,054.51
FY 2024	\$ 300,000.00	\$ 808,272.75	\$ 508,272.75
FY 2025	\$ 895,000.00	\$ 1,340,875.38	\$ 445,875.38
FY 2026	\$ 826,000.00	\$ 0.00	\$ 0.00

All data was pulled as of 9-9-2025

# NASHUA SCHOOL DISTRICT INTERGOVERNMENTAL REVENUE

Fund Source	FY 2022	FY 2023	FY 2024	FY 2025	FY 2026 Estimate
ARPA FEDERAL LOCAL RECOVERY FUNDS					
MEDICAID DISTRIBUTIONS	\$953,412.09	\$1,119,095.51	\$578,139.96	\$1,116,740.14	\$500,000.00
STATE AID CHARTER SCHOOLS	\$59,001.55	\$78,070.61	\$90,790.33	\$-	\$-
EDUCATION FREEDOM ACCOUNT AID		\$35,677.75	\$51,413.35	\$55,196.93	\$50,000.00
STATE BUILDING AID	\$1,255,189.99	\$1,255,189.99	\$674,689.99	\$126,340.91	\$126,341.00
SPECIAL EDUCATION AID	\$1,783,500.72	\$1,028,996.80	\$1,365,634.61	\$1,070,879.85	\$1,000,000.00
<b>STATE ADEQUACY AID</b>	<b>\$40,376,066.61</b>	<b>\$43,859,834.84</b>	<b>\$54,969,386.99</b>	<b>\$59,485,156.35</b>	<b>\$64,654,778.00</b>
VOCATIONAL TUITION AID	\$34,955.27	\$218,149.90	\$226,489.69	\$262,084.17	\$220,000.00
VOCATIONAL TRANSPORTATION AID		\$4,222.20	\$1,452.00	\$2,020.00	\$2,000.00
<b>TOTAL</b>	<b>\$44,462,126.23</b>	<b>\$47,599,237.60</b>	<b>\$57,957,996.92</b>	<b>\$62,118,418.35</b>	<b>\$66,553,119.00</b>
<i>STATE ADEQUACY AID %</i>	<i>90.8%</i>	<i>92.1%</i>	<i>94.8%</i>	<i>95.8%</i>	<i>97.1%</i>

All data was pulled as of 9-9-2025

# NASHUA SCHOOL DISTRICT – AUDIT UPDATES

---

## ANNUAL AUDITS:

- **COMPREHENSIVE ANNUAL FINANCIAL AUDIT**  
FY 2024
- **FEDERAL SINGLE AUDIT**  
FY 2024 – ALMOST COMPLETED
- **STUDENT ACTIVITY AUDITS**  
FY 2025 SCHEDULED TO BE COMPLETED BY  
12/31/2025  
AFTERWARDS WE WILL SHARE THE AUDIT  
RESULTS OF FY 25, FY 24 AND FY 2023 TOGETHER
- **NHDOE AUDITS**  
FY 2024 FINANCIAL AUDIT AND PROCEDURE  
AUDIT WAS JUST COMPLETED
- **FOOD SERVICE AUDIT**  
FY 2024 WAS JUST COMPLETED IN SUMMER 2025

[HTTPS://WWW.NASHUANH.GOV/460/CITY-  
FINANCIAL-REPORTS](https://www.nashuanh.gov/460/city-financial-reports)

CLICK ON [COMPREHENSIVE ANNUAL FINANCIAL  
REPORTS/CAFR \(AUDIT\)](https://www.nashuanh.gov/460/city-financial-reports/cafr-audit)

WE (A PARTNERSHIP WITH CITY AND SCHOOL) JUST  
COMPLETED THE ANNUAL FINANCIAL AUDIT FOR FY  
2024 A FEW WEEKS AGO

[HTTPS://WWW.NASHUANH.GOV/DOCUMENTCENTER  
/INDEX/67](https://www.nashuanh.gov/documentcenter/index/67)

CLICK ON FEDERAL SINGLE AUDIT REPORTS  
WE ARE IN THE PROCESS OF HAVING FY 2024  
COMPLETED



---

# QUESTIONS

